


AXXAIR orbital cutting

A proper tube preparation is essential to produce a proper weld.

High quality cutting is guaranteed by AXXAIR's orbital cutting machines. The machines feature stainless steel concentric jaws to prevent the deformation of the tubes.

The perfect position of the tube within the machine also guaranty the perpendicularity of the cut as the saw travels around the tube and the consistency that perpendicularity cut after cut.




The precision of our cutting machine allow a perfect tube to tube alignment, with the smallest gap possible, removing the need to facing the tube therefore saving a significant amount of time and money.

AXXAIR's orbital cutting machines are an indispensable tool for any automatic and orbital welding.

AXXAIR has the **largest orbital cutting range in the world !**

11 different models to cut tubes from diameter **5 to 1100 mm!**



FLEXIBILITY, PRODUCTIVITY


AXXAIR frames are quickly and easily scalable for bevelling and orbital welding.

QUALITY

Cutting with no tube distortion, (multi-contact concentric clamping) ideal for thin walled stainless steel tubes. High quality geometric cutting (perpendicularity of <math><0.25\text{ mm}</math>) and excellent surface quality (few burrs).

PORTABILITY

With the easy to remove sawing attachment, AXXAIR's cutting machines are easy to transport on site or move within a workshop. Perfect preparation for thick tubes before bevelling and welding with wire.




Please do not hesitate to contact us for all enquiries relating to orbital cutting technology.

We are glad to share our decades long experience in orbital cutting and helping you to select the solution that fits your needs.




421- 521-721-1100

AXXAIR
INNOVATIVE ORBITAL SOLUTIONS



No tube deformation

Concentric clamping



Basic and extra **stainless steel** jaws: no pollution of stainless steel tubes

Cutting precision

Perpendicular cuts < 0.4 mm

Uptake


feature a dual blade position allowing to cut elbows or flanges with no wasting of tube.

Cutting quality

Rotation handle for controlled and continuous cutting speed

Reduced vibration and increased blade life


Optimised blade to jaw distance



Continuous use

Anti-twist cable with bearings. Protects the electric cable from damage resulting from rotation around the tube.

Easy handling and transportation



1200W motor or pneumatic motor (as required)

Cutting capacity:
Up to a wall thickness of 15 mm*

Opening capacity

| | |
|------|--------------------------------|
| 421 | ø212 - ø422 mm 8.625 - 16 " |
| 521 | ø312 - ø522 mm 12.75 - 20 " |
| 721 | ø447 - ø725 mm 18 - 28" |
| 1100 | ø711 - ø1016 mm 28 - 40 " |

*depending on the type of steel



421-521-721-1100



Technical specification:

- Low-speed motor:

120V or 230V, 1200W, electronic speed variator with a cutting compensator

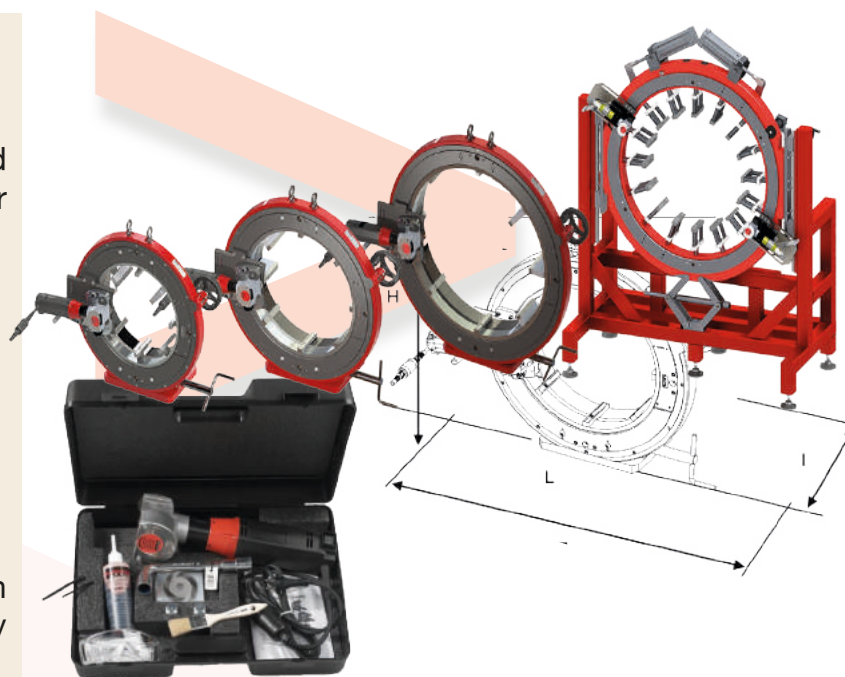
Vibration level in accordance with standard EN 28662: <math><2.5\text{m/s}^2</math>, Protection class: IP 20

Rotation speed (6 speed variations)
from 30 RPM to 75 RPM

- Pneumatic motor:

60 to 110 rpm, air flow 1500 l/min at 6 bar

All motors are supplied in their own individual cases, including the necessary tools.



| | Product Code | Machine's jaw opening capacity in mm | | Net weight | Dimensions (HxLxW in mm) |
|-------------------------------------|--------------|--------------------------------------|----------------------------|------------|--------------------------|
| | | With basic jaws | With extra jaws (included) | | |
| 120V 1200W low-speed motor | 421FS15 | Ø350 - Ø422 | Ø212 - Ø352 | 186 kg | 802x838x315 |
| | 521FS15 | Ø450 - Ø522 | Ø312 - Ø452 | 223 kg | 905x889x315 |
| | 721FS15 | Ø653 - Ø725 | Ø447 - Ø654 | 256 kg | 1104x1077x315 |
| 230V 1200W low-speed motor | 421FS25 | Ø350 - Ø422 | Ø212 - Ø352 | 186 kg | 802x838x315 |
| | 521FS25 | Ø450 - Ø522 | Ø312 - Ø452 | 223 kg | 905x889x315 |
| | 721FS25 | Ø653 - Ø725 | Ø447 - Ø654 | 256 kg | 1104x1077x315 |
| Pneu- matic motor | 421PD | Ø350 - Ø422 | Ø212 - Ø352 | 186 kg | 802x838x315 |
| | 521PD | Ø450 - Ø522 | Ø312 - Ø452 | 223 kg | 905x889x315 |
| | 721PD | Ø653 - Ø725 | Ø447 - Ø654 | 256 kg | 1104x1077x315 |
| | 1100 | On request | | | |

